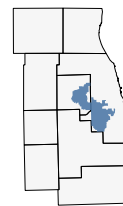
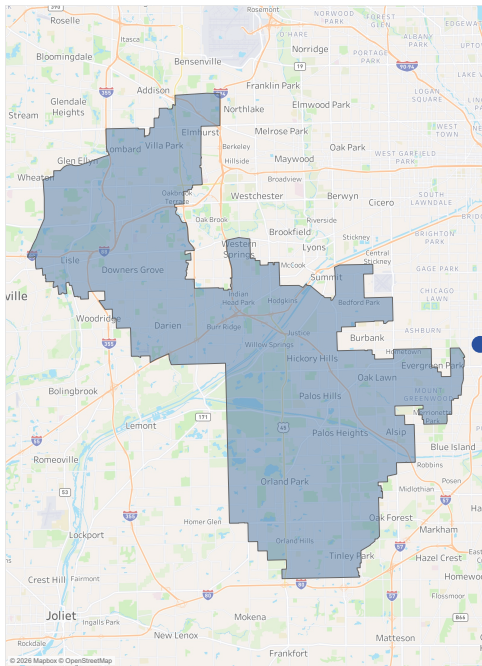


BY THE NUMBERS

6TH CONG. DISTRICT



REP. SEAN CASTEN



STUDENTS ENROLLED LAST YEAR	5,432
UIUC: 2,638	UIC: 2,700
UIS: 94	
FALL FRESHMEN (2025)	894
Applications: 4,000	Admitted: 2,461 (62%)
STUDENTS GRADUATED LAST YEAR	1,386
UIUC: 674	UIC: 685
UIS: 27	
ALUMNI IN DISTRICT	46,006
EMPLOYEES IN DISTRICT	2,508
VENDORS IN DISTRICT IN LAST 5 YEARS	1,120
Amount spent on vendor goods/services: \$137.4M	
CLIENTS SERVED BY SPECIALIZED CARE FOR CHILDREN	673
CLINIC/HOSPITAL PATIENTS	6,621
EXTENSION CONTACTS	6,832

OUR SYSTEM-WIDE IMPACT

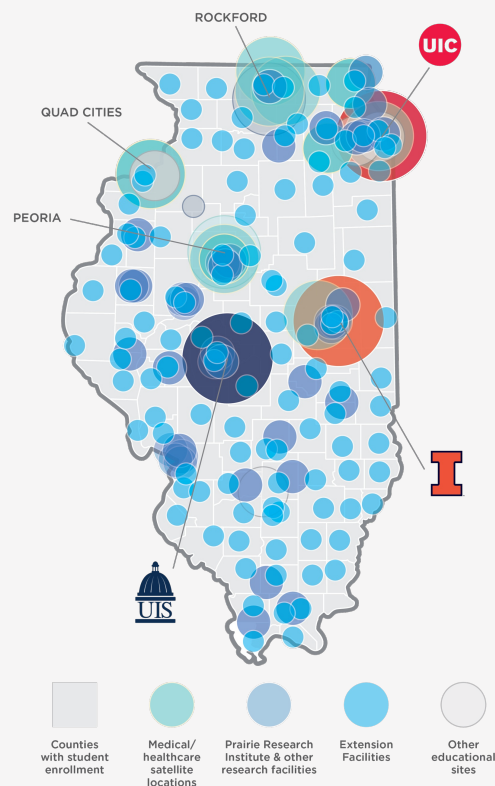
101,081
TOTAL STUDENTS

65,169
UNDERGRADUATES

ILLINOIS RESIDENTS **79%**

33% UNDERREPRESENTED MINORITIES

EDUCATION	
DEGREES AWARDED ANNUALLY	28,000
STEM DEGREES AWARDED ANNUALLY	14,600
DEGREE PROGRAMS	700
ALUMNI WORLDWIDE	890K
RESEARCH & ECONOMIC DEVELOPMENT	
FEDERAL/STATE/PRIVATE FUNDING	\$1.4B
TECHNOLOGY DISCLOSURES	413
PATENTS ISSUED	91
ACTIVE STARTUPS	118
LICENSED & OPTIONED TECHNOLOGIES	90
PUBLIC SERVICE	
FIRE SERVICE INSTITUTE ENROLLMENTS	36,149
POLICE TRAINING INSTITUTE ENROLLMENTS	967
UNIVERSITY OUTREACH CONTACTS	3,216
EXTENSION CONTACTS	802,465
4-H PARTICIPANTS	261,012
PRAIRIE RESEARCH INSTITUTE ROI	6:1



QUESTIONS? CONTACT THE FEDERAL RELATIONS TEAM:

Paul Weinberger (paulw3@uillinois.edu) | Melissa Haas (mshaas@uillinois.edu)